

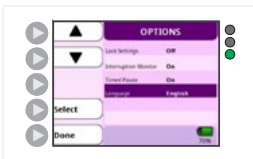
By your side  
and beyond



## Cardinal Health™ Kangaroo OMNI™ Enteral Feeding Pump Biotech Mode Guide

Cardinal Health™ Kangaroo™ Enteral Feeding Pumps have historically had an additional feature called “Biotech Mode.” In this guide, we will define Biotech Mode and what it includes.

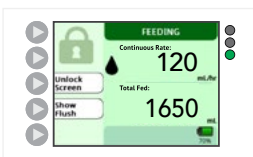
### Biotech Mode defined



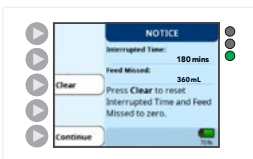
It is a menu location for various Kangaroo OMNI™ Enteral Feeding Pump settings that are generally only changed by a biomedical technician or a technician who ensures that medical equipment is well-maintained and properly configured.

Features that can be turned on/off or configured in Biotech Mode include:

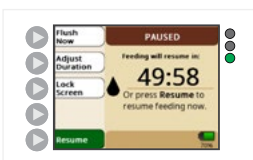
### Overview of features



**Lock Settings:** Locks the buttons on the Kangaroo OMNI™ Enteral Feeding Pump so that new information cannot be inputted, allowing clinicians or caretakers to ensure settings do not change.



**Interruption Monitor:** Displays missed amount of feed when the Kangaroo OMNI™ Enteral Feeding Pump has been turned off (like when a patient has to leave their room for a procedure). This feature is intended to assist clinicians or caregivers with volume-based feeding.



**Timed Pause:** Allows the Kangaroo OMNI™ Enteral Feeding Pump to be paused temporarily for a period of 5 to 240 minutes.



**Language:** Provides the option of changing pump screens to one of 19 different languages.

## Access Biotech Mode

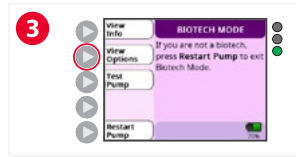
A pump's Biotech Mode can be accessed, and features turned on and off, using the following steps.



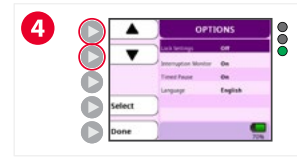
Press the Power button to turn on the Kangaroo OMNI™ Enteral Feeding Pump.



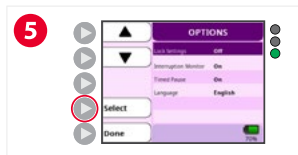
Press the upper left arrow button during the introduction animation.



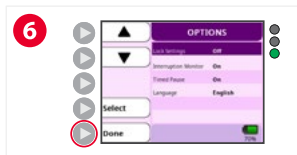
Press the View Options button to enter the feature selection screen. Biotech Mode screens are purple.



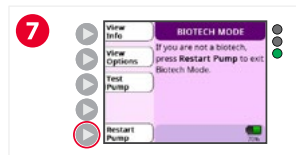
Use the arrow buttons to highlight the feature you want to activate.



Press the Select button to activate the feature.



Press Done.



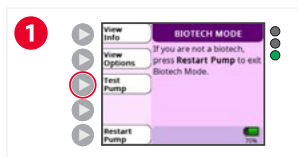
Press the Restart Pump button to save the settings and exit Biotech Mode.

## Additional functions of Biotech Mode

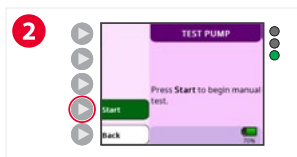
In Biotech Mode, technicians can manually certify the Kangaroo OMNI™ Enteral Feeding Pump using the Test Pump option. It is recommended to conduct a performance test every two years, or as recommended by facility protocol.

### To complete the Test Pump function:

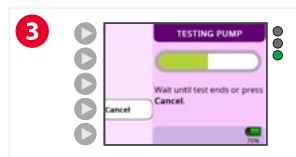
Ensure the Kangaroo OMNI™ Enteral Feeding Pump is plugged in, and load a standard Kangaroo OMNI™ Feeding Set filled with at least 50 mL of water. The Kangaroo OMNI™ Feeding Set should be **pre-primed**, with water visible in the downstream tubing. Then, follow these instructions:



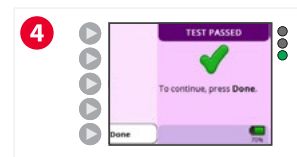
Press Test Pump.



Press Start.



Follow the screen prompts as the Kangaroo OMNI™ Enteral Feeding Pump tests its operating functions. Wait for the testing to complete.



A "Test Passed" screen will appear when the performance test is complete.



If a Test Failed screen appears, inspect test setup and feeding set to ensure proper condition, then retest.

For more information, please refer to the Kangaroo OMNI™ Enteral Feeding Pump Instructions for Use accessible via the QR code located on the Quick Reference Guide that comes with the pump or online at [mykangaroolearning.com](http://mykangaroolearning.com).

